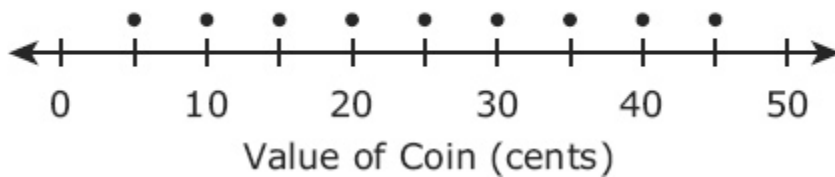


31. The picture shows the coins that are in a piggy bank.

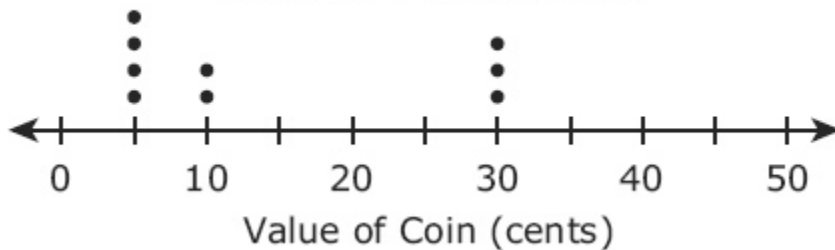


Which dot plot represents the value in cents of each coin in the piggy bank?

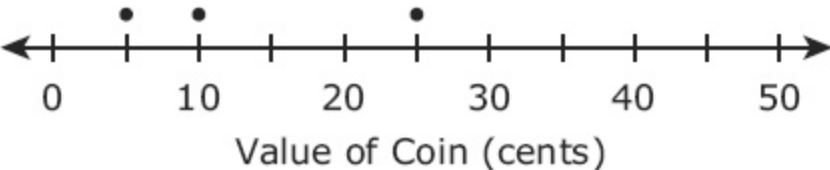
A. Coins in a Piggy Bank



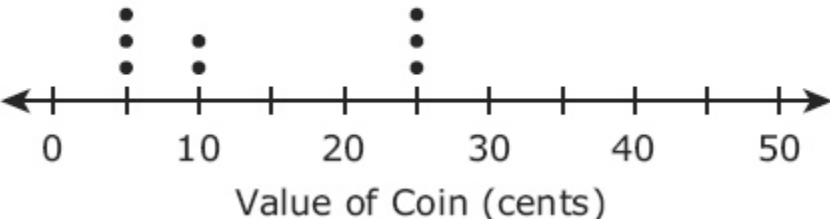
B. Coins in a Piggy Bank



C. Coins in a Piggy Bank



D. Coins in a Piggy Bank



32. Mr. Morales gives bonus points when a challenge question on a test is answered correctly. The table shows the relationship between test scores before and after Mr. Morales gives the bonus points.

Test
Scores

Test Score Before Bonus Points	Test Score After Bonus Points
77	81
79	83
81	85
83	87

Which of these describes the relationship shown in the table?

- A. The test score before bonus points minus 2 equals the test score after bonus points.
- B. The test score before bonus points minus 4 equals the test score after bonus points.
- C. The test score before bonus points plus 2 equals the test score after bonus points.
- D. The test score before bonus points plus 4 equals the test score after bonus points.

